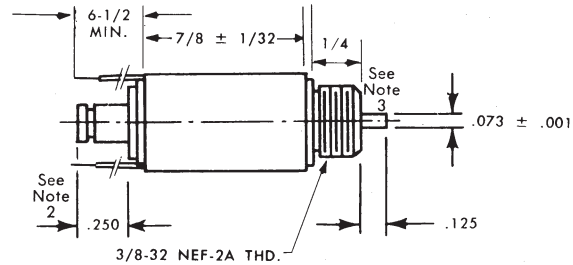
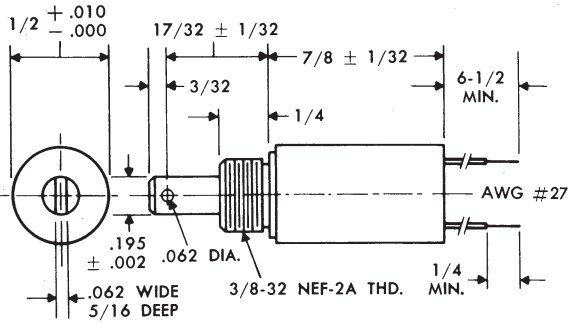
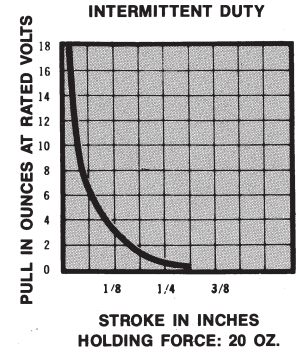
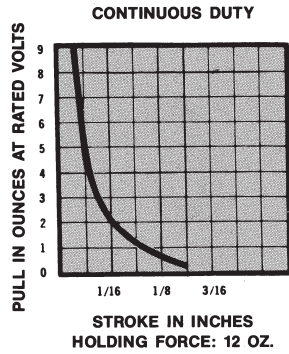


Type C8-14



Notes:

- Solenoid shown in energized position.
- Weight is 1 oz.
- Largest size thread that may be threaded on push rod #1.
- Push force approximately 90% of pull forces shown.

Type C8-14

| Specifications | | Standard Coils | | |
|----------------------------|---|--|--|--------------------------|
| Size | 1/2" Diameter x 7/8" Long (From Mounting Surface) | Nominal Volts (D.C.) | Resistance (OHMS ± 10%) at 25°C | |
| Weight | 1 Oz. Max. | | Continuous Duty | Intermittent Duty |
| Mounting | 3/8-32 Threaded Bushing (Nut and Lockwasher Supplied) | 6 | 15 | 5.0 |
| Dielectric Strength | 500 VRMS | 12 | 60 | 20.6 |
| Insulation Material | Class "A" (105° C) | 24 | 240 | 82.0 |
| Life Expectancy | 10 Million Cycles at Rated Load | 110 | 5510 | 1890.0 |
| Nominal Coil Power | Continuous Duty—2.4 Watts Intermittent Duty (10%)—7 Watts (One Minute Max. on Time) | Other Coils and Duty Cycles Available Upon Request | | |

| Catalog Number | Electroswitch P/N | Voltage | Duty Cycle | Coil Power (Watts) | Pull (Ounces) | | | | Weight (Ounces) |
|----------------|-------------------|---------|------------|--------------------|---------------|-------|-------|------|-----------------|
| | | | | | 0.125 | 0.250 | 0.500 | 0.75 | |
| C8-14C24DC-AY | 4-6316-013 | 24 | cont. | 2.4 | 0.8 | - | - | - | 1 |
| C8-141024DC-AY | 4-6316-003 | 24 | 10% | 7.0 | 3.0 | 0.5 | - | - | 1 |
| C8-14C12DC-AY | 4-6316-012 | 12 | cont. | 2.4 | 0.8 | - | - | - | 1 |
| C8-141012DC-AY | 4-6316-002 | 12 | 10% | 7.0 | 3.0 | 0.5 | - | - | 1 |
| | | | | | Push (Ounces) | | | | |
| C8-14C24DC-AP | 4-6316-213 | 24 | cont. | 2.4 | 0.7 | - | - | - | 1 |